



douglasdisplays

Light Panels Cable Displays Rod Displays
Poster Displays SnapFrames Showcases & Counters

PRODUCT GUIDE



Sean Douglas

Welcome

Douglas Displays is an established leading name in displays, helping thousands of clients create high impact displays, signage and branding.

Along with being Ireland's leading supplier of high quality LED displays our massive range includes window displays, wall mounted displays, freestanding solutions, counters and showcases.

These options will help create the perfect display for shops, salons, showrooms and branches.

For signmakers we are the 'go-to' brand for hundreds of high quality supports and accessories at the best value.

Our "idea-to-installation" service means we can help at every stage. Our complete range and prices are available on our fully secure e-commerce website

www.douglasdisplays.ie



douglasdisplays

The background of the entire page is a photograph of a vertical stack of real estate signs. The signs are white with blue and green accents, featuring the 'SHOW HOME' logo and various property images. They are mounted on a wall with visible screws and brackets. The signs are slightly angled, creating a sense of depth.

CONTENTS

Introduction

Light Panel
04 - 09

Non-Illuminated Display
Products
10 - 14

Showcases & Counters
15 - 19

Freestanding Displays
20 - 21

Sectors
22 - 25

Accessories
27 - 32

01-429 5777
info@douglasdisplays.ie

LIGHT PANEL

We supply an unbeatable range of LED display products manufactured by market-leaders Midwest Displays in the UK. You cannot buy better quality LED display products at these prices elsewhere.

The smart bevelled design means no dark shadow and an even distribution of light.

The micro bevelled range means less border, greater display impact.

We use maintenance-free low energy LEDs with a minimum life expectancy of 30,000 to 60,000 hours. NO SPECIALIST ELECTRICAL INSTALLATION required. Powered using a 12 volt transformer that plugs directly into the mains.

We are so proud of the quality of these light panels that every LED lightpocket we sell comes with a 12 month warranty.

01-429 5777

info@douglasdisplays.ie





'Header', A3 & A4 Landscape Micro Bevel Light Panels at O'Donnellan Joyce Auctioneers, Galway.

Ordering & Design

Within this brochure, you will find all the products, parts and information necessary to create stunning window/wall displays.

In order to keep things as simple as possible we offer a design service. This can be as simple as a line drawing to confirm how many panels will fit into your available space before you commit to placing your order.

Or email us with your requirements together with photos of your window/wall along with dimensions. We will provide a written estimate and stunning 3D visuals to give you a clear idea of what your new display will look like.

Bespoke Design

We can customise many of our standard products with logos & colour options. However if you require something completely different please get in touch. As a manufacturer we can design, prototype & build to your own requirements.



VISUAL

LED's

Our LEDs are very bright and emit a warm white light that will enhance your graphics. They are low energy with a life expectancy of 30,000-60,000 hours, making them suitable to be used day & night.

We recommend Back Lit paper in our LED displays. This paper is suitable for use in most desktop printers (speak to your printer provider for advice). Satin finish paper can also be used however the grain of the paper will be visible.

BACKLIT PAPER

For the ultimate Light Panel effect



Follow this link for our best Back Lit Paper prices:
www.douglasdisplays.ie/product-range/backlit-film



A1 Landscape, A3 Landscape & A4 Portrait Standard Bevel Light Panels at Oates Breheny, Sligo

These great value all-in-one kits include floor to ceiling 1.5mm cable (or rods for A0 panels), fittings and transformer.

- Maintenance free LED with life expectancy of 30,000 to 60,000 hours.
- Use 24/7 to promote your products / services
- Glowing outer edge
- Smart silver finish (ask about other colours)
- Double sided as standard

The unique micro bevelled design means less border, greater display impact.

Remember, by supplying your window/wall dimensions we can provide a mock-up to show how your displays will look/fit.



A2 Portrait & A4 Portrait Standard Bevel Light Panels at Sherry Fitzgerald, Rathmines

A0 Portrait

Code	Size	Description
MLPA0P	A0	1 x Panel. KIT (RODS)

A1 Portrait

Code	Size	Description
MLPA1P	A1	1 x Panel. KIT
MLPA1P-2	A1	2 x Panel. KIT

A1 Landscape

Code	Size	Description
MLPA1L	A1	1 x Panel. KIT
MLPA1L-2	A1	2 x Panel. KIT

A2 Portrait

Code	Size	Description
MLPA2P	A2	1 x Panel. KIT
MLPA2P-2	A2	2 x Panel. KIT
MLPA2P-3	A2	3 x Panel. KIT

A2 Landscape

Code	Size	Description
MLPA2L	A2	1 x Panel. KIT
MLPA2L-2	A2	2 x Panel. KIT

A3 Portrait

Code	Size	Description
MLPA3P	A3	1 x Panel. KIT
MLPA3P-2	A3	2 x Panel. KIT
MLPA3P-3	A3	3 x Panel. KIT
MLPA3P-4	A3	4 x Panel. KIT

A3 Landscape

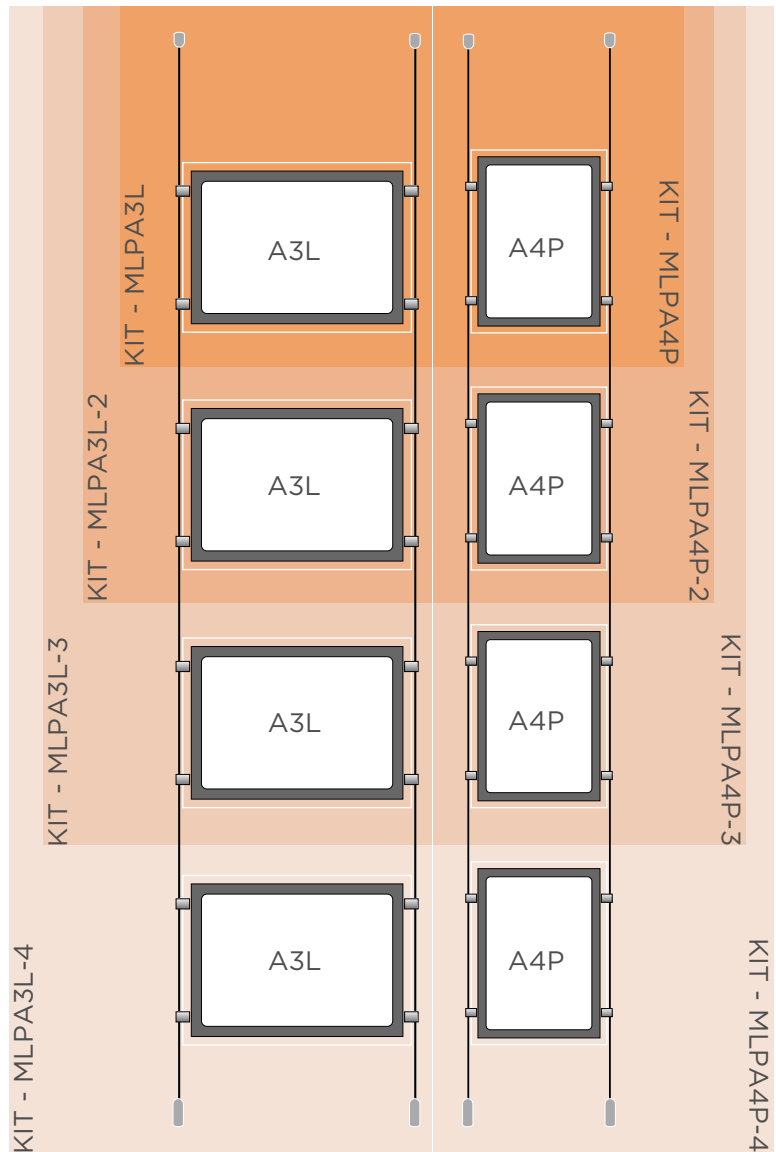
Code	Size	Description
MLPA3L	A3	1 x Panel. KIT
MLPA3L-2	A3	2 x Panel. KIT
MLPA3L-3	A3	3 x Panel. KIT
MLPA3L-4	A3	4 x Panel. KIT

A4 Portrait

Code	Size	Description
MLPA4P	A4	1 x Panel. KIT
MLPA4P-2	A4	2 x Panel. KIT
MLPA4P-3	A4	3 x Panel. KIT
MLPA4P-4	A4	4 x Panel. KIT

A4 Landscape

Code	Size	Description
MLPA4L	A4	1 x Panel. KIT
MLPA4L-2	A4	2 x Panel. KIT
MLPA4L-3	A4	3 x Panel. KIT



Ref: BLP



35mm 'clear edge'.
Cables running behind.

Ref: MBLP



12mm 'clear edge'.
Cables running to sides.

Ref: LP



No 'clear edge'.
Cables running to sides.



Make an impact with these wall mounted LED poster frames. The bright subtle LED light attracts attention and the pockets are easy to update, helping you boost sales and build brand.

- Maintenance free LED with life expectancy of 30,000 to 60,000 hours.
- Glowing outer edge
- Smart silver finish (ask about other colours)

Portrait/Landscape		
Code	Size	Description
WBLPA4P/L	A4	Wall Mounted
WBLPA3P/L	A3	Wall Mounted
WBLPA2P/L	A2	Wall Mounted
WBLPA1P/L	A1	Wall Mounted
WBLPA0P/L	A0	Wall Mounted

Faux print is the hottest design trend and our **Fo** range combines design trends & the latest print technology to create a stunning gallery of LED lightpocket frames in a range of ultra realistic chic faux print finishes.



- Stylish faux print frames in sizes A4 – A1
- Use portrait or landscape
- Use with existing rod & cable display systems – No specialist installation required
- Low-energy, maintenance-free LED lasts 30,000-40,000 hrs
- 12 month warranty



Ornate Gold
Deep & shimmering gilded opulence designed to enhance your imagery



Ornate White
Old school cool adding glamour to your display



Rustic Wood
The classy country look now available in every town

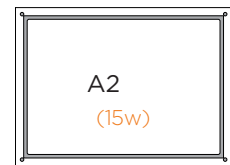
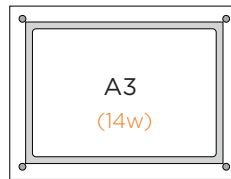
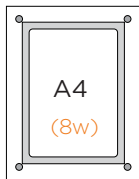


Marble Black
Stylishly sumptuous and sumptuously stylish



Marble White
Bringing cool, timeless elegance to any window or interior display

CREATE YOUR OWN LIGHT PANEL KITS



Portrait		
Code	Size	Description
BLPA4P-C	A4	Panel for Cables
BLPA4P-R	A4	Panel for Rods

Landscape		
Code	Size	Description
BLPA4L-C	A4	Panel for Cables
BLPA4L-R	A4	Panel for Rods

Portrait		
Code	Size	Description
BLPA3P-C	A3	Panel for Cables
BLPA3P-R	A3	Panel for Rods

Landscape		
Code	Size	Description
BLPA3L-C	A3	Panel for Cables
BLPA3L-R	A3	Panel for Rods

Portrait		
Code	Size	Description
BLPA2P-C	A2	Panel for Cables
BLPA2P-R	A2	Panel for Rods

Landscape		
Code	Size	Description
BLPA2L-C	A2	Panel for Cables
BLPA2L-R	A2	Panel for Rods

On these pages you'll find Panel codes, sizes, wattages and choices of suspension on 1.5mm cables or 6mm rods.

Header panels give the option of displaying your company logo or a descriptor, to name just a couple of uses.

The diagrams give an idea of what panels work together.

Remember that you need to add up the wattage of each panel to ensure you don't overload your display.

1.5mm Cables = Maximum 60w
6mm Rods = Maximum 100w

Don't forget to ask about personalising your displays with coloured frames and logo engraving.

7mm off each side of a printed insert will be hidden by the light panel's frame. All of the silver light panel frames are 15mm wide except for size A0 at 20mm. We advise to set margins of 15mm before anything is printed.

A0 = 1189 x 841mm - Visible = 1171 x 823mm

A1 = 841 x 594mm - Visible = 827 x 580mm

A2 = 594 x 420mm - Visible = 580 x 406mm

A3 = 420 x 297mm - Visible = 406 x 283mm

A4 = 297 x 210mm - Visible = 283 x 196mm

Header 4 = 841 x 166mm - Visible = 823 x 152mm

Header 3 = 594 x 166mm - Visible = 580 x 152mm

Header 2 = 630 x 166mm - Visible = 616 x 152mm

Header 1 = 420 x 166mm - Visible = 406 x 152mm

NON-ILLUMINATED DISPLAY PRODUCTS

We are a leading supplier of high quality information display products.


Our range of cable-mounted, wall-mounted & freestanding display stands and pockets are built to last, designed to look great and perfect for creating high impact displays in window and interiors.

Our experienced support team are here to help you choose the right product every time.

01-429 5777

info@douglasdisplays.ie

CEILING TO FLOOR POSTER CABLE DISPLAY KITS



K3A4L

K2A3P


K2A3L

K1A2P

K1A1P

K1A0P

WALL TO WALL POSTER CABLE DISPLAY KITS



K3A4L

K2A3P

K2A3L

K1A2P

K1A1P

K1A0P

Check online for our Best Prices -
www.douglasdisplays.ie



*CCK wall
to wall adaptor



Wall mounted, cable suspended & taped back acrylic pockets in sizes A4 to A0. Supplied with satin chrome stand-offs or clamps, for an instant and highly effective display.

i What Size? **A4** 210 x 297mm **A3** 297 x 420mm **A2** 420 x 594mm **A1** 594 x 841mm **A0** 841 x 1,188mm

Size	A4	A3	A2	A1	A0
Wall Mounted Stand-offs	WMA4P	WMA3P	WMA2P	WMA1P	WMA0P
Wall Mounted Cables	KW3A4P	KW2A3P	KW1A2P	KW1A1P	KW1A0P
	3 no. A4 Pockets	2 no. A3 Pockets	1 no. A2 Pockets	1 no. A1 Pockets	1 no. A0 Pockets
Tape Backed	MA4P-T	MA3P-T	MA2P-T	MA1P-T	MA0P-T

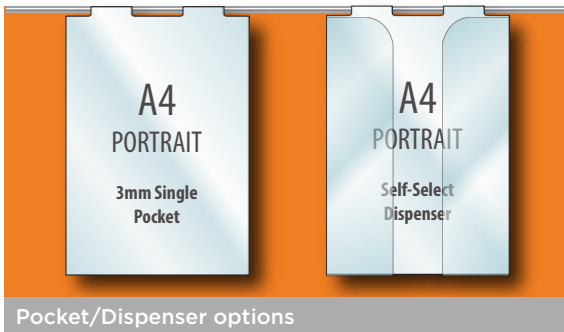


Hook-On Rod system allows for total display flexibility. Change or mix A5 and A4 dispensers.

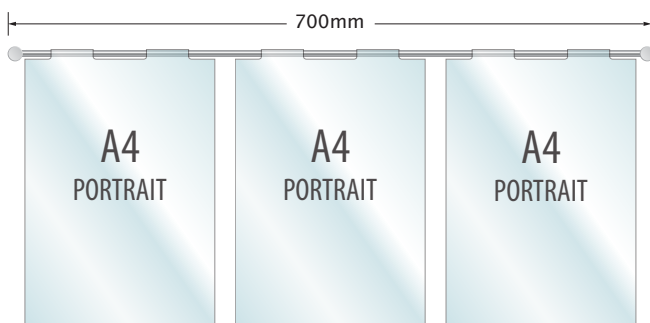
With the use of A3/A2 size pockets and/or sloping shelves this display will allow you to maximize your wall display area.



Hook-on A4 portrait dispensers & sloping shelves at Sherry Fitzgerald O'Leary Kinsella, Gorey



Why not add LED Light Panel with your logo or Graphic to complete your display



HO-700

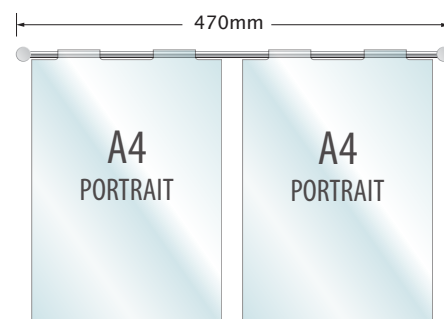
Row of 3 no. A4 hook-on's on 700mm length 10mm rod with 2 no. WM11 wall mounts.

- Option 1. Self-Select Dispensers HO-700D
- Option 2. 3mm Single Pockets HO-700P
- Option 3. Sloping Frosted Acrylic Shelf HO-700S

HO-470

Row of 2 no. A4 hook-on's on 470mm length 10mm rod with 2 no. WM11 wall mounts.

- Option 1. Self-Select Dispensers HO-470D
- Option 2. 3mm Single Pockets HO-470P
- Option 3. Sloping Frosted Acrylic Shelf HO-470S



ALUMINIUM SNAP FRAMES

Easy to install and yet so effective. Displaying your posters couldn't be easier.

Click open the aluminium frame edges and remove the clear PVC cover sheet. Place your poster within the frame. Then replace the clear PVC cover sheet and close the snap frame (each frame comes complete with mounting holes, fixing screws and wall-plugs as standard).

Poster frames can be used both indoors and outdoors*. Constructed from aluminium, they are rust-proof, the backs made from polypropylene and the front cover is PVC.

** Lamination of posters is advised if frames are to be used outdoors. Frames will not keep out open rain.*

Aluminium & Black finishes as standard but a choice of **COLOURS** are also available on request.

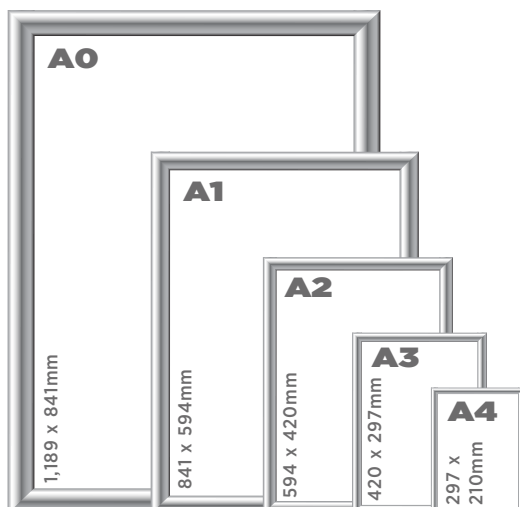
STOCK COLOURS



COLOURS AVAILABLE ON REQUEST



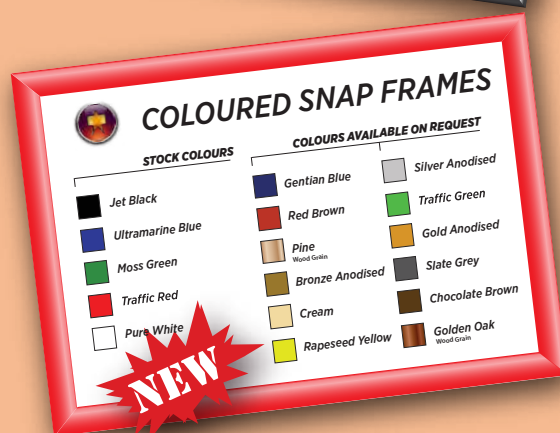
SIZES AVAILABLE



ALUMINIUM



BLACK



RELATED PRODUCTS



A4 Lockable Poster Frame in Silver



Aluminium framed Noticeboards

Request our separate Presentation & Display brochure

SHOWCASES & COUNTERS

We supply an extensive range of showcases & counters. From our high end to our sale offer & 'always in stock' units one thing is assured, they are all of the highest quality, from Italian showcase designers/manufacturers MeC & LVA.

All feature toughened glass as standard.

If it's aesthetics you're seeking MeC's Base Nova range is for you, with a clean, minimalist look.

LVA's new line of showcases feature their tried and tested anti-dust feature and as well as aluminium frames for extra security they now boast discrete LED strip lighting as standard.

01-429 5777

info@douglasdisplays.ie







LVA C12 TA Tank showcase with tempered glass, 25mm aluminium profiles, anti-dust gaskets, discrete LED illumination, lockable doors and weighted metal podium stand.

LVA
LINEAVETRINE

NEW

KUBUS SERIES



LVA K48 aluminium framed tempered glass showcase with internal 'discrete' LED illumination, 18mm profiles and a glass shelf, part of the new Kubus interlinking showcase range.

LVA
LINEAVETRINE

Ex-Stock

A selection of showcases that are always kept in stock come from Italy's **MeC Base Nova** range.

**BEST
SELLER**



S6

Tempered glass finish with lockable sliding doors, 5 glass shelves and white castor base.

182 x 90 x 46cm



S146

Tempered glass finish with lockable sliding doors, 3 glass shelves and white castor base.

90 x 90 x 46cm



S5

Tempered glass finish with lockable sliding doors, 5 glass shelves and white castor base.

182 x 51 x 46cm



S6 + PL

Tempered glass finish with lockable sliding doors, 5 glass shelves, 'Plaf' canopy with integral LED lighting and white castor base.

90 x 90 x 46cm

S14B

Countertop showcase with tempered glass finish, lockable sliding doors and glass shelf.

102 x 45 x 37cm

**S9 M2A GIR**

Tempered glass finish with 2 motorised rotating displays with lockable sliding doors and storage unit, 5 no. glass shelves, 'Plaf' canopy with integral LED lighting and white castor base.

172 x 46 x 192cm

KUBICA K48 MA

Tempered glass finish with lockable hinged door and storage unit, 3 no. adjustable glass shelves, 5 no. LED spotlights on adjustable tracks & satin chrome 'feet'.

180 x 48 x 48cm

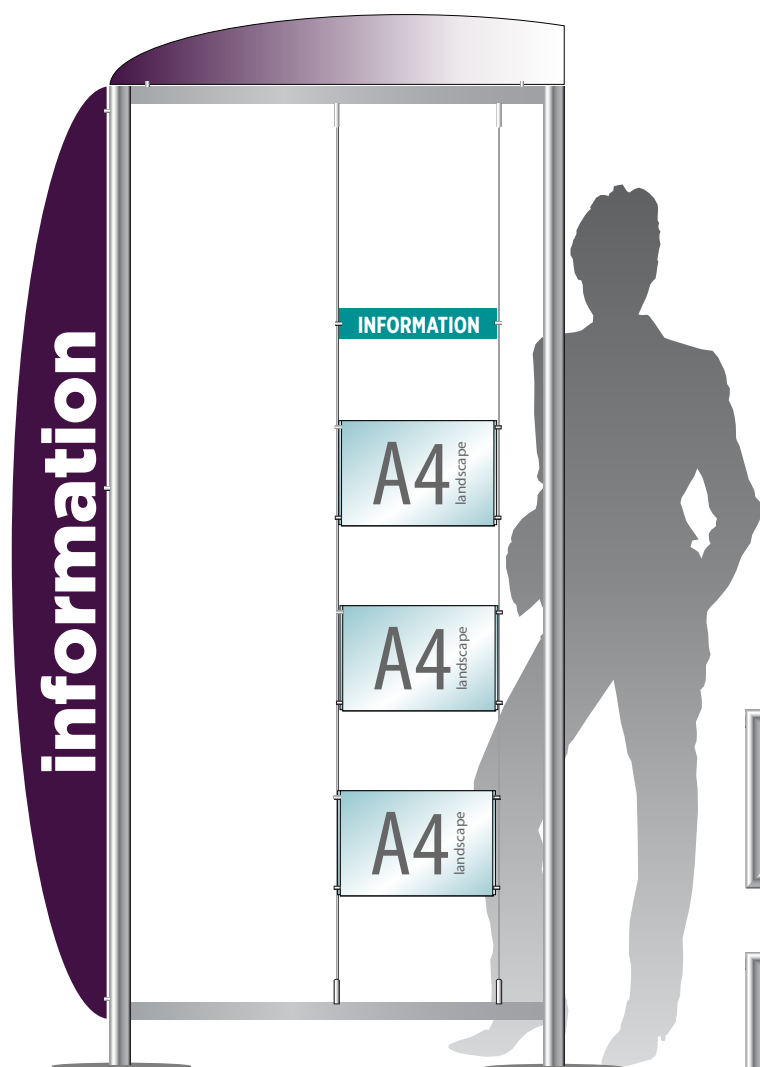


Base Nova series




Check online for our Best Prices -
www.douglasdisplays.ie

All Base Nova showcases except for S146 & S14B have the option of CR adjustable track and/or LED spotlights.
(price for Kubica unit shown inclusive of illumination)




Freestyle Freestanding Display System

Anodised aluminium poles and crossbars and weighted foot pads with 3 no. A4 clear acrylic pockets suspended from stainless steel rods with digitally printed shaped Foamex outer panels. Other cable/pocket options available. Ref. FS3A4-R



Totem Pole Freestanding Display System

Single grooved anodised aluminium pole and weighted foot pad with 3 no. A4 landscape snapframes. Other Snapframe options available. Ref. TOP-3A4



A selection of frames designed to stand alone in a window or Reception area, when it is not appropriate to fix cables between the floor and ceiling or when mobility of the display is important.

Landscape and custom sized pockets are available on request. A choice of weighted Oval or Round feet or Castors is available.

Units can even be made to measure.



Decide on your preferred foot type and frame size. Then decide on your configuration of pockets from the samples below or talk to our Sales Team about the many options available to you.



(9 no. A4 Portrait)



(2 no. A2 Portrait)



(3 no. A3 Portrait)



(4 no. A3 Portrait)



(1 no. A0 Portrait)

SECTORS

From Estate Agents to Travel Agents,
Hairstylists to Beauty Therapists,
Restaurants to Dental Clinics, Credit
Unions to Jewellers, Theatres & Museums
to private Collectors, we feel we have
what you need to showcase your
product to it's fullest potential.

Our dazzling Light Panel display
system is wowing all sectors that utilize
it but there's a lot more to
Douglas Displays.

Whether it's a showcase or a directional
display or cable suspended glass
shelves or poster frames or.....

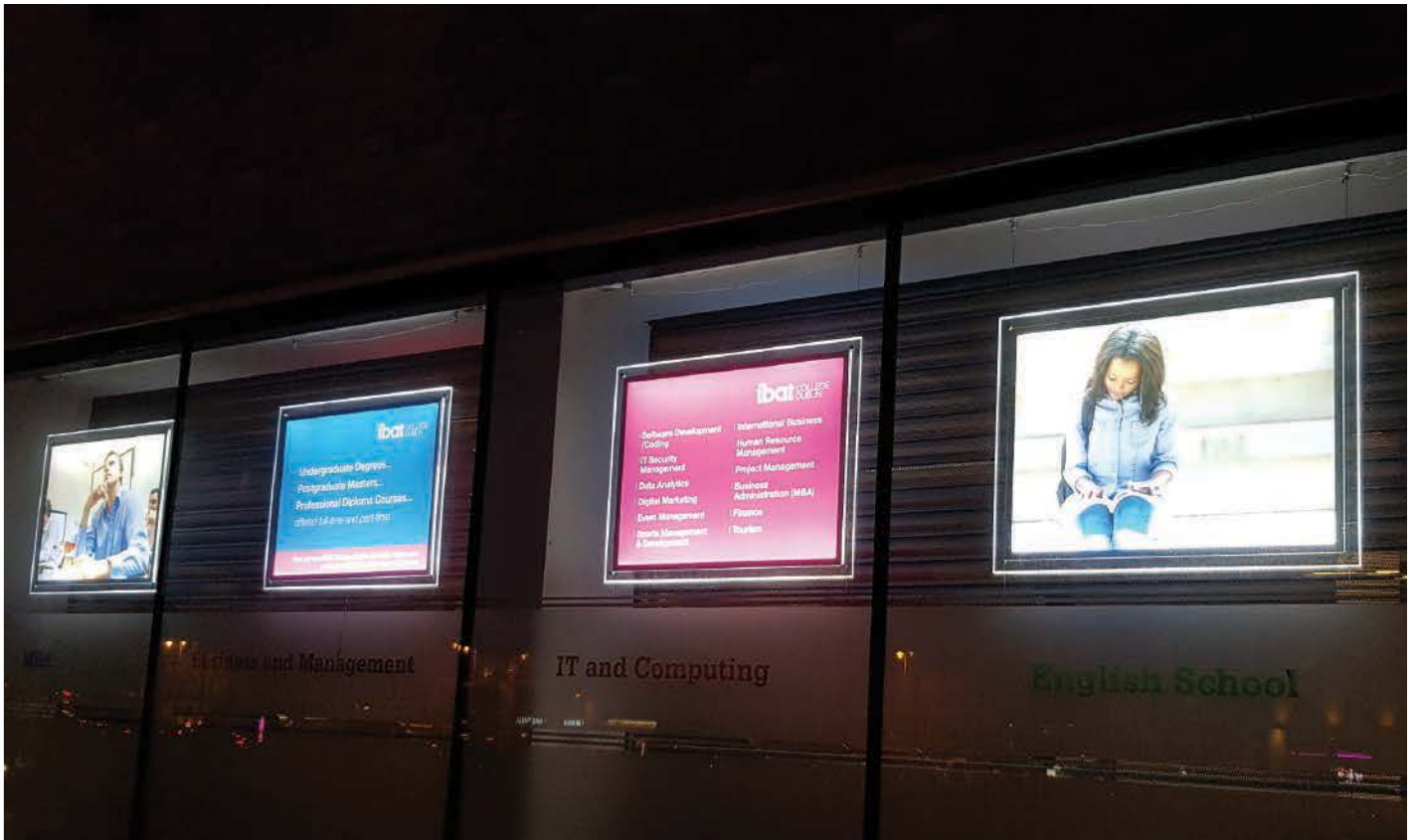
The list goes on as do our solutions
to your display needs.

01-429 5777

info@douglasdisplays.ie



Douglas Displays have solutions for whatever size window you have. From A4 to A0, our high impact LED Displays will improve your image and your business.



A1 landscape standard-bevel light panels at IBAT College, Dublin 2



A1 portrait wall mounted standard-bevel Light panel at Oates Breheny Auctioneers, Sligo



A0 portrait micro-bevel Light panels at CCT College, Dublin 2.



A1 portrait standard-bevel Light panel at Southgate Dental, Drogheda.

Through a close association with Ireland's Credit Unions we at Douglas Displays have come to understand the needs of these establishments, where displays are concerned. From counter-top dispensers and bespoke wall displays to illuminated poster displays, all new Light panels and cable poster displays, we're pretty sure we have you covered.





Because no two Beauty Salons or Hairdressers are the same, Douglas Displays are the masters of 'Bespoke' with a range of custom made displays to suit your premises individual requirements.

Consider rod or cable mounted tempered glass product shelves with attached acrylic poster displays or our state of the art illuminated light panels.

For a quirky but effective look there's cable suspended neon yellow acrylic cubes with individual downlighters.


BEAUTY SALONS





Limerick Travel, Limerick - Double A4, A1 Portrait and Header Micro-bevel Light Panels




O'Leary Travel, Wexford - A4 Portrait Micro-bevel Light Panels



Douglas Displays has everything to cater for the Travel Agent Sector. You name it, we have it.

Countertop dispensers and Leaflet Holders, Wall mounted dispensers, Freestanding Information Displays, Cable Poster Displays, Lightboxes, Wall mounted Poster PocketsThe list goes on.

And like Estate Agents, Travel Agents are now seeing the benefits of our illuminated Light Panel Display systems. After all Light Panel comes into it's own on Irish winter evenings - the one time of year we all want to escape!!



Just Split, Kilnamanagh SC - Triple A4, & A1 Portrait No-bevel Light Panels

ACCESSORIES

We are the go-to name for a huge range of sign supports & display accessories.

With a massive stock at low prices, we are the one-stop-shop for sign supports, mirror screw caps, cable & rod mounted clamps, components and accessories.

Checkout the complete range online on our fully secure e-commerce website:
www.douglasdisplays.ie

We offer bulk buy discounts for many products as well as fast, low cost delivery options.

Need help choosing the right products for your project? Our helpful staff are here to assist you.

01-429 5777
info@douglasdisplays.ie



**Wall to Ceiling/Floor Cable Kit**

Code	Size	Description
CW04-CW	1.5mm	4m Cable with wall & ceiling fixings
CW04-WF	1.5mm	4m Cable with wall & ceiling fixings

**Floor to Ceiling Cable Kit**

Code	Size	Description
CF04	1.5mm	4m Cable with wall & ceiling fixings
CF04-3	3mm	


We have a selection of cables varying in diameter. The cables are a standard length of 4m and have a 1.5mm or 3mm diameter.

We also offer a selection of cable components that are manufactured to the highest quality at the most competitive prices.

If you are unsure of which components you need please call our sales team who will be more than happy to help you.

**Wall to Wall Cable Kit**

Code	Size	Description
CW04	1.5mm	4m Cable with 2 wall fixings
CW04-3	3mm	



Code	Description
CC02	1.5mm - Large Clamp Holds panels up to 8mm thickness
CC02-3	3mm - Large Clamp Holds panels up to 8mm thickness




Code	Description
CC05	1.5mm - Shelf support for drilled & slotted glass shelf
CC05-3	3mm - Shelf support for drilled & slotted glass shelf



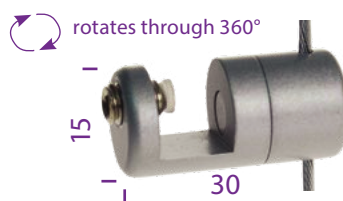
Code	Description
CC08	Supports a 6mm rod horizontally



Code	Description
CCK	For 1.5mm & 3mm cables. Holds cable 35mm from wall. Comes with WMD fitting



Code	Description
CC03	Shelf Clamp - Holds a glass or acrylic shelf up to 8mm in thickness




Code	Description
CC06	Holds the edge of a panel up to 9mm thick




Code	Description
CC09	Ceiling fixing & 2m cable



Code	Description
CC01	Small clamp holds panels up to 4mm in thickness



Code	Description
CC04	Support - Fix to rear side of panel




Code	Description
CC07	1.5mm - Supports a 2-7mm panel through a 5mm hole
CC07-3	3mm - Supports a 2-7mm panel through a 5mm hole



Code	Description
CC10	Vertical Jaw - suspends a panel up to 8mm thick in a vertical position. Use with CC09



Code **Description**
CC11 Sign suspension kit. CC09 & CC10 with a 2m cable




Code **Description**
CC12 Holds panels up to 4mm in thickness. Use with CC01.



Code **Description**
CC13 1.5mm - Holds panels up to 8mm thick. Use with CC02.
CC13-3 3mm - Holds panels up to 8mm thick. Use with CC02




Code **Description**
CC14 Holds glass or acrylic shelves up to 8mm thick




Code **Description**
CC17 Holds panel up to 10mm thick at an angle



Code **Description**
CC18 Double-sided support for 2-7mm panels through 5mm panel



Code **Description**
CC19 Support - for 12.5mm banner rail



Code **Description**
CC20 Holds panel up to 10mm thick



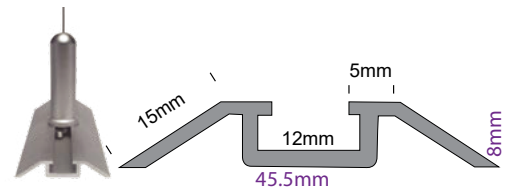
Code **Description**
CC21 Holds panel up to 10mm thick



Code **Description**
CH04 Toggle to connect cables/rods to channel and/or connecting sign supports to freestanding frames



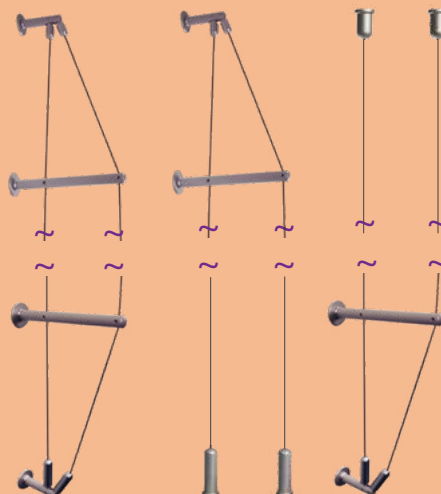
Code **Description**
CH05 Cable isolator kits for top/bottom fixings, 1.5mm & 3mm cables. For use with lights



Code **Description**
CH11 2m Channel. Fix to floor or ceiling

Kits for shelves 180mm wide

Wall to Wall Cable Kit		
Code	Size	Description
WW180	1.5mm	4m Cable with 4 wall fixings
Wall to Floor Cable Kit		
WF180	1.5mm	4m Cable with 2 floor & wall fixings
Wall to Ceiling Cable Kit		
WC180	1.5mm	4m Cable with 2 floor & ceiling fixings



Kits for shelves 360mm wide

Wall to Wall Cable Kit		
Code	Size	Description
WW360	1.5mm	4m Cable with 4 wall fixings
Wall to Floor Cable Kit		
WF360	1.5mm	4m Cable with 2 floor & wall fixings
Wall to Ceiling Cable Kit		
WC360	1.5mm	4m Cable with 2 floor & ceiling fixings

These rod displays are stylish yet practical, they are suspended from the ceiling using a special top fixing which allows you to pull the display away from a window so that it is easier to clean behind.



Floor to Ceiling Cable Kit

	Size	Description
1500R	1500mm	Threaded both ends. M4 left hand thread.
1000R	1000mm	No thread.
500R	500mm	Threaded both ends. M4 left hand thread.



Code	Description
RTB	Top & bottom fixing kit for rod system (Complete with screws & plugs)




Code	Description
RC02	Large clamp for vertical panel pockets up to 8mm thick



Code	Description
RC03	Shelf clamp for glass/acrylic shelf up to 8mm thick

6mm Rods & Components (alternative to cables)



Code	Description
RC04	Side Support for fixing onto the side of a shelf or panel



Code	Description
RC06	Panel Clamp holds the edge of a panel up to 9mm thick. Rotates 360°



Code	Description
RC07	Panel Supports for panel 2-7mm thick through 5mm hole



Code	Description
RC08	Rod Supports for 6mm rod mounted horizontally on a vertical rod



Code	Description
RC09	Ceiling fixing (screw) to suspend 6mm rod from ceiling. Left hand thread. Use with 1500R/500R




Code	Description
RC09-P	Ceiling Fixing (push) to suspend 6mm rods off cuts from ceiling. Fixed with allen key.



Code	Description
RC10	Vertical Jaw for end of rod fitted to RC09/RC09-P. Panels up to 8mm thick



Code	Description
RC11	End cap - Satin chrome for 6mm rod. 12mm diameter



Code	Description
RC13	Double-sided large clamp to hold vertical panels/pockets up to 8mm thick



Code	Description
RC14	Double-sided shelf clamp holds glass/acrylic shelves up to 8mm thick




Code	Description
RC15	Transformer connector for 6mm rod

rotates through 360°



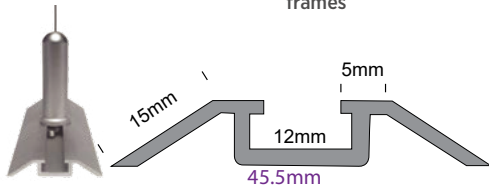
Code	Description
RC17	Multi position clamp - holds panels up to 10mm thick at any angle.



Code	Description
RC18	Double sided panel support for 2-7mm panel through a 5mm hole



Code	Description
CH04	Toggle to connect cables/rods to channel and/or connecting sign supports to freestanding frames




Code	Description
CH11	Channel - 2m length. Fix to floor or ceiling



Code	Description
RH05	Isolator kit for top & bottom fixings on 6mm rods. For use with lights



Code	Description
WMB100	Wall bracket 100 x 100mm



Code	Description
WSR	Wall Support to fix 6mm rod to wall at any angle. Ideal for directory signs

3mm Rods & Components (2m Long)



Code	Description
CR01	Small clamp - holds edge of panel up to 4mm thick



Code	Description
CR02-3	Large clamp - holds edge of panel up to 8mm thick




Code	Description
CR05-3	Shelf support for drilled & slotted glass shelf



Code	Description
CR09	3mm stainless steel rod - 2m length with ceiling fixings



Code	Description
CR13-3	Large double clamp - holds edge of panel up to 8mm thick



Code	Description
CR15-3	Transformer connector - holds edge of panel up to 8mm thick

12mm Rods & Components



Code	Description
RTB-12	For fitting 12mm Rod system vertically
1500R-12	1500mm length. Threaded both ends
2000R-12	2000mm length. Threaded both ends




Code	Description
RC02-12	Panel clamp - holds edge of panel up to 8mm thick



Code	Description
RC03-12	Shelf clamp - holds shelf up to 8mm thick



Code	Description
CR13-12	Double-sided panel clamp - holds panels up to 8mm thick



Code	Description
RC14-12	Double-sided shelf clamp - holds shelves up to 8mm thick

These sign supports offer an easy method of mounting panels to a wall. All sign supports are packed in 4's. Available in satin chrome, polished chrome, black and brass finishes.

NOTE:

Some supports come with screws and plugs. There is no obligation to use them. They are merely provided as a gesture. We have no way of knowing which size of fixing will suit your requirement.



S1 Sign Support

Code	Finish
S1SC	Satin
S1PC	Polished
S1BR	Brass
S1BL	Black

For panels 2mm to 13mm thick, 12mm holes required.



S3 Sign Support

Code	Finish
S3SC	Satin
S3PC	Polished
S3BR	Brass
S3BL	Black

For panels up to 20mm thick, 12mm holes required.



S4 Sign Support

Code	Finish
S4SC	Satin
S4PC	Polished
S4BR	Brass
S4BL	Black

For panels 2mm to 18mm thick, 13mm holes required.



S12 Sign Support

Code	Finish
S12SC	Satin
S12PC	Polished
S12BR	Brass
S12BL	Black

For panels 1mm to 13mm thick, 9mm holes required.



S16 Sign Support


Code	Finish
S16SC	Satin
S16PC	Polished
S16BR	Brass
S16BL	Black

Any thickness can be fitted using the S16. A screw of your choice fitted using the wall plate through a 5mm hole.




Wall Mounted Panel Support

Code	Description
WPS	Supports panels up to 9mm thick.



Wall Mounted Mini Support

Code	Description
WPSM	Supports panels up to 4mm thick.



Wall Mounted Rod Support

Code	Description
WSR	Supports 6mm Rod 20mm from wall.



Wall Mounted Clamp

Code	Description
WMC	Supports panels up to 8mm thick.



S6 Sign Support

Code	Finish
S6SC	Satin
S6BR	Brass
S6BL	Black

For panels up to 25mm thick, 13mm holes required.



S7 Sign Support

Code	Finish
S7SC	Satin

For panels 25mm thick, 13mm holes required.

Mirror Screws

These are an interesting alternative to sign supports. Use the flat headed mirror screws to fix a sign or graphic flat to the wall. 4 sizes of head are available from 12mm to 25mm. Remember to add fixing screws to each mirror screw.



Satin



Polished



Brass

12mm Mirror Screw

Code	Finish
12SC	Satin
12PC	Polished
12BR	Brass

15mm Mirror Screw

Code	Finish
15SC	Satin
15PC	Polished
15BR	Brass

20mm Mirror Screw

Code	Finish
20SC	Satin
20PC	Polished
20BR	Brass

25mm Mirror Screw

Code	Finish
25SC	Satin
25PC	Polished
25BR	Brass

16mm diameter supports



Panel hole size: 6mm
Panel thickness: up to 13mm
Requires screw size: No. 10

WM05-13 (25mm length)



Panel hole size: 6mm
Panel thickness: up to 20mm
Requires screw size: No. 10

WM05L-20 (40mm length)



Panel hole size: 6mm
Panel thickness: up to 13mm
Requires screw size: No. 10

WM18 (25mm length)



Panel hole size: 6mm
Panel thickness: 6mm
Requires screw size: No. 10

WM05 (14mm length)

25mm diameter supports



Panel hole size: 12mm
Panel thickness: 6-20mm
Requires screw size: No. 10

WM15 (25mm length)



Panel hole size: 12mm
Panel thickness: 6-20mm
Requires screw size: No. 10

WM16 (50mm length)



Panel hole size: 12mm
Panel thickness: 6-20mm
Requires screw size: No. 10

WM17 (75mm length)

Supports for panels/signs with holes

Our Premium range of Sign Supports are designed to keep signs & displays away from the wall or substrate. They enhance the appearance of your display, they're easy to keep clean and are of a high spec metal finish with a brass screwed countersunk fixer. All meticulously engineered in a satin chrome finish, as standard or in Warm Chrome, Polished Chrome, Polished Brass, or black (available on request).





douglasdisplays

If you are interested in ordering any of our display systems or components you can contact us at the details below where a member of our staff will be only too happy to help you.



Douglas Displays Ltd.,
B1 Ballymount Corporate Park,
Ballymount Avenue,
Dublin 12,
D12 CC43

Tel. 01-429 5777
E-mail. info@douglasdisplays.ie
www.douglasdisplays.ie

 ESTATE AGENTS

 Credit Unions

 BEAUTY SALONS

 JEWELLERS

Collectors 

 RESTAURANTS

DENTAL  CLINICS

TRAVEL 
AGENTS

THEATRES  & MUSEUMS

